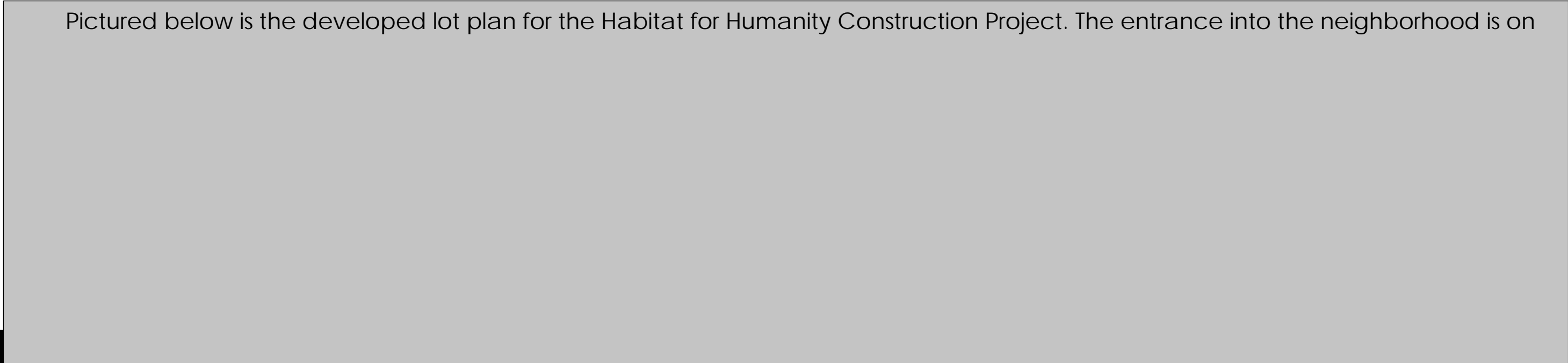


## Site Plan Logistics



Pictured below is the developed lot plan for the Habitat for Humanity Construction Project. The entrance into the neighborhood is on



## Site Plan Logistics – Road Development

For the road development process for the neighborhood, the roads will be poured based on the phases of the construction. Pictured below is the diagram on how the roads will be sequen

## Panel Installation



Each panel will be taken off the truck and loaded onto the boom truck (shown to the left). Once the Panel is ready to be placed on the slab, the anchor bolts from the slab will be attached to the panel. There will also need to be a support beam to add as stability while the other panels are being placed and to ensure the structure is leveled.